



ESER

European Society of
Emergency Radiology



ESER ANNUAL SCIENTIFIC MEETING 2022

September 22-23, 2022

Pontifical Urbaniana University | Vatican City Rome, IT

Programme





ESER

European Society of
Emergency Radiology



Welcome words

Dear Colleagues and Friends,

It is a great pleasure and honor to welcome you to the Annual Meeting of the European Society of Emergency Radiology in Rome, Italy, being held from September 22-23, 2022.

These two years of pandemic have put a strain on our lives and our work but they have also taught us how we must be ready to face any kind of emergency. Emergency Radiology is at the heart of this challenge and our first in-person meeting since 2019 aims to offer the opportunity to catch up on hot topics in Emergency Radiology and on the most recent technological innovations in Emergency Imaging.

Furthermore, for the first time we will have the opportunity to meet with colleagues from the American Society of Emergency Radiology, in the joint session ESER meets ASER in order to share experiences.

The scientific programme will include educational lectures, interactive quiz cases, workshops that will count towards the European Diploma of Emergency Radiology (EDER), scientific presentations, educational exhibits and case report presentations that will be selected through a peer review of abstracts.

The venue of the event is the Pontifical Urbaniana University, in an historic building within the Vatican City, in one of the most fascinating areas of Rome.

We look forward to providing you an unforgettable stay in the "Eternal City" and have no doubts you will leave having gained valuable radiological experience, new friends and great memories.

Vi aspetto a Roma

Sincerely yours

Raffaella Basilico
ESER President



Content

Programme	4
Faculty	8
Abstracts	9
Scientific & Case Reports	14
CME Accreditation	17
Disclosure Statement	17
General Information	18
Sponsors	24
Industry Slots/Symposium	24



Thursday, September 22, 2022

Lecture Room

Workshop Room

08:30 - 08:40

Opening

08:30 - 11:15

Session 1: NEURO STROKE: from anatomy to treatment

- 8:40 - 8:45 Moderators presentation
C. Calli, M. Muto
- 8:45 - 9:10 Ischemic Stroke: CT approach
I. Gunes Tatar
- 9:10 - 9:35 Ischemic Stroke: MR approach
C. Calli
- 9:35 - 10:00 Imaging-based selection
for endovascular treatment in Stroke (MRI and CT)
M. Muto
- 10:00 - 10:25 Pediatric ischemic stroke
M. Severino
- 10:25 - 10:45 Questions and Answers

- 9:30 - 10:45 Workshop 1:
MSK emergencies: what not to miss
*M. de la Hoz Polo,
F. Macri*

Industry Workshop

10:45 - 11:15 Coffee Break

11:15 - 13:00

Session 2: ULTRASOUND IN EMERGENCY

- 11:15 - 11:20 Moderators presentation
P. Ricci, C. Martinoli
- 11:20 - 11:40 Non traumatic pediatric emergencies: what's new?
R. Senasi
- 11:40 - 12:00 Multiparametric ultrasound in acute scrotum
A. Agrawal
- 12:00 - 12:20 US vs MRI in acute abdomen in pregnancy:
pros and cons
C. McLeavy
- 12:20 - 12:30 Questions and Answers
- 12:30 - 13:00 Quiz Cases
R. Cianci

- 11:15 - 13:30 Scientific & Case Reports
Presentation Session 1
Moderator: *M. de la Hoz Polo*

13:00 - 13:30 Industry Symposium

Lecture Room**Workshop Room**

13:30 - 14:00 Light lunch

14:00 - 14:30 **ESER - Honorary Members
Honorary member Lecture**
*A. Blanco presents S. Wirth
"ER trends"*

14:30 - 16:15**Session 3: NEW TECHNOLOGIES IN ED**

14:30 - 14:35 Moderators Presentation
C. Catalano, M. Marti De Gracia

14:35 - 15:00 Dual Source CT: is it a valuable tool in emergency?
J. Calvo Blanco

15:00 - 15:20 MRI: more relevant than ever?
M. Patlas

15:20 - 15:40 AI: are we ready to use it in clinical practice?
M. Huisman

15:40 - 16:00 Questions and Answers

14:30 - 15:30 EDER Workshop 2

Virtual autopsy
B. Seccia, L. Pascucci, D. Veri

Thoracic trauma
D. Chinchure

16:00 - 16:15 Gold Medalist Award
R. Basilico presents M. Patlas

16:15 - 16:45 Coffee Break

16:45 - 18:15 Scientific & case Reports
Presentations Session 2
Moderator: *R. Basilico*



Friday, September 23, 2022

Lecture Room

Workshop Room

8:30 - 10:45

Session 4: THE RADIOLOGIST AND ICU: IS IT A NIGHTMARE?

- 8:30 - 8:35 Moderators Presentation
A. Laghi, K. H. Nieboer
- 8:35 - 9:00 Respiratory distress: pearls and pitfalls
A. R. Larici
- 9:00 - 9:25 Post-cardiosurgery complications
L. Natale
- 9:25 - 9:50 Acute Abdomen in ICU
M. Scaglione
- 9:50 - 10:10 Questions and Answers
- 10:10 - 10:45 Quiz cases
A. Blanco Barrio

- 8:30 - 9:30 **EDER Workshop 3:**
Gynecologic emergencies
- Pre-operative**
A. Agrawal
- Post-Operative**
B. Gui

10:45 - 11:10 Coffee Break

11:10 - 12:30

Session 5: ESER MEETS ASER

- 11:10 - 11:15 Moderators Presentation
R. Basilio C. Calli
- 11:15 - 11:45 Appropriateness criteria in Emergency Radiology
J. Omari Johnson, ASER President-Elect
- 11:45 - 12:15 Challenges of running an Emergency Radiology Service in North America
S. Chong, ASER 2nd Vice President
- 12:15 - 12:30 Questions and Answers

- 11:30 - 12:30 **EDER Workshop 4**
Non traumatic abdominal emergencies:
tricky cases
A. Platon, M. Erturk

- 12:30 - 13:00 **ESER - Honorary Members**
Honorary member lecture
C. Calli presents F. Berger
"Acute aortic syndrome: tips and tricks"

13:00 - 13:30 Industry Symposium

Lecture Room**Workshop Room**

13:30 - 14:20 Light lunch

14:20 - 14:30 Industry space

14:30 - 15:00 **ESER - Honorary members**
Honorary member lecture
R. Basilico presents E. Dick
"How to deal with bullying in the department"

15:00-17:15

Session 6: FOLLOW UP OF TRAUMATIC INJURIES: CT or not CT?

15:00 - 15:05 Moderators Presentation
R. Iezzi, D. Chinchure

15:05 - 15:25 Traumatic Brain injury
K. H. Nieboer

15:25 - 15:45 Body imaging CT
U. Linsenmaier

15:45 - 16:05 US
J. El Khatib Nunez

16:05 - 16:25 MRI
F. Iacobellis

16:25 - 16:35 Questions & Answers

16:35 - 17:00 Quiz cases
M. Di Serafino

17:00 - 17:15 **AWARDINGS**
R. Basilico, C. Calli

Closing Remarks

15:00 - 16:30 **Scientific & Case Reports**
Presentation Session 3
Moderator: *E. Dick*



ESER

European Society of
Emergency Radiology

ESER 2022 Faculty

Anjali Agrawal (New Dehli, India)
Raffaella Basilico (Chieti, Italy)
Ferco Berger (Toronto, Canada)
Ana Blanco Barrio (Murcia, Spain)
Cem Calli (Izmir, Turkey)
Juan Calvo Blanco (Oviedo, Spain)
Carlo Catalano (Rome, Italy)
Dinesh Chinchure (Singapore, Asia)
Suzanne Chong (Indianapolis, USA)
Roberta Cianci (Chieti, Italy)
Marcela de la Hoz Polo (London, UK)
Elizabeth Dick (London, UK)
Marco Di Serafino (Naples, Italy)
Jorge El Khatib Nunez (Madrid, Spain)
Mehmet Erturk (Istanbul, Turkey)
Benedetta Gui (Rome, Italy)
Idil Gunes Tatar (Brussels, Belgium)
Merel Huisman (Nijmegen, Netherlands)
Francesca Iacobellis (Naples, Italy)
Roberto Iezzi (Rome, Italy)
Andrea Laghi (Rome, Italy)
Anna Rita Larici (Rome, Italy)
Ulrich Linsenmaier (Munich, Germany)
Francesco Macrì (Geneve, Switzerland)
Milagros Marti de Gracia (Madrid, Spain)
Carlo Martinoli (Genoa, Italy)
Christopher McLeavy (Liverpool, UK)
Vittorio Miele (Florence, Italy)
Mario Muto (Naples, Italy)
Luigi Natale (Rome, Italy)
Koenraad Hans Nieboer (Brussels, Belgium)
Jamlik-Omari-Johnson (Atlanta, Georgia, USA)
Luca Pascucci (Chieti, Italy)
Michael Patlas (Hamilton, Canada)
Alexandra Platon (Geneve, Switzerland)
Paolo Ricci (Rome, Italy)
Mariano Scaglione (Sassari, Italy)
Barbara Seccia (Chieti, Italy)
Ramdas Senasi (Hull, UK)
Mariasavina Severino (Genoa, Italy)
Daniele Veri (Chieti, Italy)
Stefan Wirth (Villingen-Schwenningen, Germany)

Abstracts

- 1 C.R. **Acute Chest Pain in a 14 year old following Chronic Inhalation of Foreign Body**
Aliyu Ibrahim, Abdullahi Mubarak Zubair, Muhammad Halima Mono, Bello Nafisa, Rasheed Muhammad Haruna / NIGERIA
- 2 C.R. **Encapsulating peritoneal sclerosis: A rare case report of intestinal obstruction**
Aljilly Salah, Yasin Ahmad / QATAR
- 3 E.E. **The spectrum of fallopian tube infection; Radiology perspective**
Aljilly Salah, Ahmed Zahoor, Yasin Ahmad / QATAR
- 4 C.R. **Right Ventricular Perforation Due To Migration Of a Ventricular Lead**
Amarfil María Eugenia, Brenes Castro José Manuel, Villalba Cortés Alejandro, Castells Buchle Sara, Matellini Mosca Briano, Colindres Carias Carlos Mauricio, Maneu Bernado Laura, Palmer Sancho Jaume / SPAIN
- 5 C.R. **Sump Syndrome: A Rare Long-Term Complication of Choledochoduodenostomy**
Amarfil María Eugenia, Brenes Castro José Manuel, Villalba Cortés Alejandro, Renobales Barandiaran Nikola Joseba, Mas Fernandez Mlguel, Sampedro Santaló Frederic, Mazzini Florindez Sandra / SPAIN
- 6 C.R. **Jejunoileal Intussusception Induced By Ewing Sarcoma Of The Small Bowel With Liver, Peritoneal And Pulmonary Metastases**
Annibale Francesca, Taraschi Alessio Lino, Pascucci Luca, Morgillo Martina, Seccia Barbara, Basilico Raffaella / ITALY
- 7 C.R. **A complete traumatic transection of cord spinalis, a case report**
Antonic Tatjana / SERBIA
- 8 S.P. **Evaluation Of Cerebral Venous Sinus Thrombosis By Ct Examination At The Emergency Clinical Center Of Serbia**
Antonic Tatjana, Mircic Uros, Davidovic Kristina, Masulovic Dragan / SERBIA
- 9 E.E. **Abdominopelvic oncologic emergencies: imaging manifestations**
Arico Francesco Marcello, Migliaccio Nicola, Turiaco Cristina, Pergolizzi Federica, Marino Maria Adele, Blandino Alfredo, Ascenti Giorgio, Sofia Carmelo / ITALY
- 10 C.R. **Porto-mesenteric Venous Gas in a patient with Non-occlusive Mesenteric Ischemia: a case report**
Battaglia Caterina, Rizzuti Chiara, Giurdanella Marco, Turco Francesco, Bertucci Bernardo, Laganà Domenico / ITALY
- 11 C.R. **Gastric obstruction due to irreducible hernia of gastric antrum**
Budiño Torres Sara, Rodríguez Castro José, Da Silva Torres Marina, Fernández Suárez Gemma, Cigarrán Sixto Helena, Uceda Andrés Elena, García Ramos Mateo / SPAIN
- 12 C.R. **Pancreatic Duct Injury In A Child With Blunt Abdominal Trauma: A Case Report**
Carone Luisa, Lungarotti Luca, Prevedoni Gorone Maria Sole, Danesino Gian Marco, Pietrobono Luigi, Preda Lorenzo / ITALY
- 13 E.E. **Role Of Imaging And Organization of Radiology Unit In A 2nd Level Emergency Department HUB Center For Major Trauma**
Carone Luisa, Danesino Gian Marco, Pietrobono Luigi, Ballati Francesco, Lungarotti Luca, Chiapparini Luisa, Preda Lorenzo / ITALY
- 14 E.E. **Obstetric Emergencies: The Pivotal Role Of Interventional Radiology**
Carriero Serena, Lanza Carolina, Biondetti Pierpaolo, Angileri Alessio, Ierardi Anna Maria, Carrafiello Gianpaolo / ITALY
- 15 C.R. **A case of portal biliopathy in a young patient with portal cavernoma secondary to neonatal umbilical vein catheterization**
Cirimele Vincenzo, D'Amone Giulia, Quattrocchi Carlo Cosimo, Zobel Bruno Beomonte / ITALY
- 16 C.R. **Acute thrombosis of the superior mesenteric artery**
Copic Jovana, Stevanovic Djokic Jovana, Dobrilovic Violeta / SERBIA



- 17 C.R. **Midgut volvulus: a rare case of acute abdominal pain in adults**
Da Silva Torres Marina, Fernández Suárez Gemma, Guadalupe González Luis Miguel, Cigarrán Sexto Helena, Calvo Blanco Juan / SPAIN
- 18 E.E. **Subdural collections in Shaken Baby Syndrome: a medicolegal challenge for radiologists**
Da Silva Torres Marina, González Sánchez Susana, Martínez Cambolor Luis, García Suárez Laura, Guadalupe González Luis Miguel, Anes González Gonzalo, Calvo Blanco Juan, Cigarrán Sexto Helena, Fernández Suárez Gemma / SPAIN
- 19 C.R. **Massive retroperitoneal liposarcoma extending into inguinal canal and scrotum**
Djordjevic Marjana, Kosanovic Tijana, Stojanovic Mirjana, Radosavljevic Sofija, Dobrilovic Violeta, Hajdarpasic Lejla, Radovanovic Miloš, Mijatovic Stefan / SERBIA
- 20 C.R. **Spontaneous intramural hematoma of the ileum**
Dobric Marija, Miskovic Bojana, Sekulic Danijela, Vasin Dragan, Masulovic Dragan / SERBIA
- 21 C.R. **Isolated trans-hiatal colonic herniation as a rare cause of gastric obstruction**
Dobrilovic Violeta, Adnadjevic Perica, Stojakov Dejan, Djordjevic Marjana, Copic Jovana, Radosavljevic Sofija, Hajdarpasic Lejla, Lalosevic Miodrag / SERBIA
- 22 C.R. **Veno-occlusive mesenteric ischemia**
Fernández Suárez Gemma, Rodríguez Castro José, Da Silva Torres Marina, Guadalupe González Luis Miguel, Calvo Blanco Juan, Cigarrán Sexto Helena, Gómez Gómez Paula, Fernández Fernández Cristina, Aranda Jarreta Sonia, Blanco Guindel María / SPAIN
- 23 C.R. **Is it a stroke?**
García Ramos Mateo, Budiño Torres Sara, Rodríguez Castro José, Romero Camacho Hernán Felipe, Fernández Suárez Gemma, Calvo Blanco Juan, Cigarrán Sexto Helena, Da Silva Torres Marina, Aranda Jarreta Sonia, Guadalupe Luis Miguel, Corujo Murga Pablo, Martínez-Cachero García Miguel, Soto Fernández Marina, González Lafuente Elena, Fuentes Castañón David, Bazurto Pinoargote Darwin Antonio, González Hompanera Nerea, Gómez Gómez Paula, Noriega Pablo, Martínez Cambolor Luis, Blanco Guindel María, Uceda Andrés Elena / SPAIN
- 24 C.R. **Stabbed by my brother-in-law**
García Ramos Mateo, Rodríguez Castro José, Budiño Torres Sara, Romero Camacho Hernán Felipe, Fernández Suárez Gemma, Calvo Blanco Juan, Cigarrán Sexto Helena, Da Silva Torres Marina, Aranda Jarreta Sonia, Guadalupe Luis Miguel, Corujo Murga Pablo, Martínez-Cachero García Miguel, Soto Fernández Marina, Gonzalez Lafuente Elena, Gómez Gómez Paula, Fuentes Castañón David, Bazurto Pinoargote Darwin Antonio, González Hompanera Nerea, Uceda Andrés Elena / SPAIN
- 25 C.R. **Carotid web as an uncommon cause of ischemic stroke in young patient**
Gomez Virginia, Arenaza Gorka / SPAIN
- 26 C.R. **Traumatic Aortic Transection: Case Report**
Guadalupe González Luis Miguel, Da Silva Torres Marina, Calvo Blanco Juan, Cigarrán Sexto Helena, Aranda Jarreta Sonia, Fernández Suárez Gemma / SPAIN
- 27 C.R. **Emphysematous pancreatitis: The role of CT for early detection**
Hajdarpasic Lejla, Lukic Gordana, Dobrilovic Violeta, Milanovic Miljan, Djordjevic Marjana, Lalosevic Miodrag, Radosavljevic Sofija / SERBIA
- 28 C.R. **The Role Of CT In Esophageal Perforation With Consequential Mediastinitis Following Bone Swallow-Report Of Two Cases With Different Clinical Outcomes**
Jankovic Aleksandra, Vasin Dragan, Djuric-Stefanovic Aleksandra, Mitrovic Jovanovic Milica, Saponjski Dusan, Stosic Katarina, Milosevic Stefan, Djokic Kovac Jelena / SERBIA
- 29 S.P. **Impact of electric scooter trauma in the department of emergency radiology of an Italian metropolitan city: epidemiology characteristics and pattern of injuries**
Leone Edoardo, Ferrari Riccardo, Trinci Margherita, Galluzzo Michele / ITALY

- 30 C.R. **Acute gastric volvulus (GV): Case report**
Linás Arce Marta, Rozenfeld Kim, Forner Giner Juana / SPAIN
- 31 S.P. **New quantitative ultrasound technology for the automatic assessment of healthy and pathological lung status: useful in emergency settings**
Ianniello Stefania, Lombardi Fiorella Anna, Franchini Roberto, Morello Rocco, Fusco Nicoletta, Casciaro Ernesto, Di Paola Marco, Casciaro Sergio / ITALY
- 32 C.R. **Perforated Meckel diverticulum: why is radiology important for rapid diagnosis?**
Maricic Bojana, Vasin Dragan, Stanisic Nevena, Miskovic Bojana, Dobric Marija, Masulovic Dragan / SERBIA
- 33 C.R. **Microscopic polyangiitis presenting with large hematomas - iatrogenic and spontaneous**
Markovic Danilo, Vukmirovic Jelica, Vasin Dragan / SERBIA
- 34 E.E. **Traumatic diaphragmatic injuries (TDI)**
Mastandrea Marco, Veri Daniele, Mancò Giovanni, Serviotti Martina, Mereu Manuela, Patea Rosa Lucia, Caulo Massimo / ITALY
- 35 E.E. **Ultrasound Diagnostic Challenges Of The Stomach In The Emergency Center**
Milenkovic Sara, Tomic Tijana, Jovandic Biljana / SERBIA
- 36 C.R. **Double gallbladder complicated with cholelithiasis and acute cholecystitis**
Milosevic Stefan, Stosic Katarina, Saponjski Dusan, Mitrovic-Jovanovic Milica, Jankovic Aleksandra, Lazic Ljubica, Kovac Jelena, Djuric-Stefanovic Aleksandra / SERBIA
- 37 C.R. **Mechanical Thrombectomy Following Mid-Basilar Artery Thromboembolic Occlusion**
Mircic Uroš, Vitošević Filip, Antonic Tatjana, Mašulovic Dragan / SERBIA
- 38 E.E. **Bedside Lung Ultrasound: Quick Answer For Respiratory Failure**
Miškovic Bojana, Dobric Marija, Kovacevic Željka, Cecez Slavica, Ilic Jovana, Ilic Ivan, Milenkovic Sara, Vasin Dragan, Mašulovic Dragan / SERBIA
- 39 C.R. **Budd-Chiari syndrome**
Miškovic Bojana, Dobric Marija, Pavlovic Aleksandar, Vasin Dragan, Popovic Dušan, Mašulovic Dragan / SERBIA
- 40 E.E. **Imaging presentation and urgent therapeutic management of pancreatitis vascular complications: A single center experience**
Mitrovic Milica, Kovac Jelena, Djuric-Stefanovic Aleksandra, Milošević Stefan, Stošić Katarina, Saponjski Dusan, Jankovic Aleksandra, Cvetic Vladimir / SERBIA
- 41 C.R. **Urgent endovascular management of multiple bleeding sites in pancreaticoduodenal arterial arch: What is behind?**
Lukic Borivoje, Mitrovic Milica, Vasin Dragan, Sedlar Ljubica, Miletic Marko, Masulovic Dragan, Cvetic Vladimir / SERBIA
- 42 C.R. **Not a simple gastritis**
Moreira Cabrera Maricela, Martínez Porrás Carmen, Zambrana Aguilar Lucía, Lozano Gómez Mariano, Zitan Laila, Pérez Oller Laura, Ibañez Victoria / SPAIN
- 43 C.R. **Surprise! It is not aortic dissection**
Moreira Cabrera Maricela, Martínez Porrás Carmen, Zitan Saidi Laila, Lozano Gómez Mariano, Ibañez Victoria, Pérez Oller Laura / SPAIN
- 44 C.R. **Organo-axial gastric volvulus resulted in cardiac compression, gastric and renal ischemia**
Pavlovic Aleksandar, Miskovic Bojana, Vukmirovic Jelica, Plojovic Tarik, Vasin Dragan, Masulovic Dragan / SERBIA
- 45 C.R. **Evolving paradigm in the treatment of complex tandem occlusion: clinical case report and literature review**
Petrovic Dusan, Nestorovic Dragoslav / SERBIA



- 46 C.R. **Spontaneous Rupture of a Previously Undiagnosed Hepatocellular Carcinoma**
Plojovic Tarik, Pavlovic Aleksandar, Nišević Miodrag, Vasin Dragan / SERBIA
- 47 C.R. **A rare case of otomastoiditis complicated by pneumocephalus, meningitis and cerebritis**
Prenc Matea, Meštrovic Marija, Zdravec Dijana, Smoljan Basuga Mia / CROATIA
- 48 C.R. **Role of multi-phase CT angiography in non-traumatic sub-arachnoid hemorrhage**
Pruneddu Roberta, Amadu Antonio Matteo, Profili Stefano Giorgio Filippo, Scaglione Mariano / ITALY
- 49 C.R. **Approach to the diagnosis of brain death in Emergency Radiology**
Rodríguez Castro José, García Ramos Mateo, Fernández Suárez Gemma, Calvo Blanco Juan, Cigarrán Sexto Helena, Meilán Martínez Ángela, Martínez Camblor Luis, Budiño Torres Sara / SPAIN
- 50 C.R. **Contributions of Dual Energy CT in the diagnosis of gangrenous cholecystitis**
Rodríguez Castro José, Budiño Torres Sara, Fernández Suárez Gemma, Calvo Blanco Juan, Cigarrán Sexto Helena, Del Castillo Arango Karen, Martínez-Cachero García Miguel, Uceda Andrés Elena / SPAIN
- 51 C.R. **Focal rupture of unstable ascending aortic aneurysm with cardiac tamponade**
Rosa Chiara / ITALY
- 52 C.R. **Tolosa-Hunt Syndrome (THS): From misdiagnosis to successful recognition through radiologic imaging**
Rozenfeld Kim, Herraes Cervera Brian, Llinás Arce Marta, Forner Giner Juana / SPAIN
- 53 E.E. **Imaging of Intimate Partner Violence - Essentials for Emergency Radiologists**
Ruder Thomas, Fridle Chantal, Blunier Simone, Eichenberger Susanne, Zech Wolf-Dieter, Wagner Franca / SWITZERLAND
- 54 C.R. **Perforated jejunal diverticulitis as cause of acute abdominal pain**
Sedlar Ljubica, Krsic Nedžad, Vukmirovic Jelica, Vasin Dragan / SERBIA
- 55 S.P. **One-year experience with vascular disorders of the small intestine in patients of the Emergency Room of University Clinical Center of Serbia**
Spasojevic Natalija, Vasin Dragan, Hasanagic Sanela, Mitrovic Milica, Masulovic Dragan / SERBIA
- 56 C.R. **A rare case of Perihepatitis associated with a perforated gastric peptic ulcer with hiatal hernia type 3- The role of CT**
Stanisic Nevena, Mijovic Ksenija, Maricic Bojana, Sedlar Ljubica, Vasin Dragan, Masulovic Dragan / SERBIA
- 57 C.R. **Post traumatic splenic Pseudoaneurysms: an example of wrong management**
Taraschi Alessio Lino, Seccia Barbara, Pascucci Luca, Morgillo Martina, Annibale Francesca, Basilico Raffaella / ITALY
- 58 C.R. **Intestinal Nonrotation: A Rare Cause of Intestinal Obstruction in Adults Complicated by Peritonitis due to a Ventriculoperitoneal Shunt Infection**
Trajkovic Katarina, Vasin Dragan, Zakošek Miloš, Sedlar Ljubica, Mašulovic Dragan / SERBIA
- 59 S.P. **The role and efficiency of endovascular treatment in acute ischemic stroke**
Türkoglu Saim, Akdeniz Hüseyin / TURKEY
- 60 C.R. **A dramatic case of necrotizing fasciitis**
Uceda Andrés Elena, Budiño Torres Sara, Martín García Sara, Calvo Blanco Juan, Rodríguez Castro José, García Ramos Mateo / SPAIN
- 61 E.E. **CT Angiography: First-Line Option For The Diagnosis Of Acute Gastrointestinal Bleeding**
Vasin Dragan, Tomic Tijana, Jovandic Biljana, Vukmirovic Jelica, Mijovic Ksenija, Maricic Bojana, Pavlovic Aleksandar, Mašulovic Dragan / SERBIA
- 62 E.E. **Rapid Diagnosis Of Pneumoperitoneum: Why is Ultrasound Good?**
Vasin Dragan, Sedlar Ljubica, Sekulic Danijela, Hasanagic Sanela, Stanišic Nevena, Spasojevic Natalija, Mašulovic Dragan / TURKEY

- 63 C.R. **Middle lobe ischemia secondary to surgical amputation of the middle lobar artery**
Villalba Cortés Alejandro, Oliva Ibarz Javier, Colindres Carias Mauricio, Matellini Mosca Briano,
Renobales Barandiaran Nikola, Sampedro Santalo Frederic / SPAIN
- 64 C.R. **Portal venous gas: a case on emphysematous infection associated with acute pancreatitis
with pylephlebitis and hepatic necrosis**
Villalba Cortés Alejandro, Palmer Sancho Jaume, Castells Buchle Sara, Maneu Bernado Laura,
Amarfil María Eugenia, Mas Fernández Miguel, Brenes Jose Manuel / SPAIN



ESER

European Society of
Emergency Radiology

Scientific & Case Reports

22 September

Session 1, Workshop Room

Moderator: M. de la Hoz Polo

- 11:15 **A case of portal biliopathy in a young patient with portal cavernoma secondary to neonatal umbilical vein catheterization**
Cirimele Vincenzo, Rome / ITALY
- 11:21 **A rare case of otomastoiditis complicated by pneumocephalus, meningitis and cerebritis**
Prenc Matea, Zagreb / CROATIA
- 11:27 **Approach to the diagnosis of brain death in Emergency Radiology**
Rodríguez Castro José, Oviedo / SPAIN
- 11:35 **Bedside Lung Ultrasound: Quick Answer For Respiratory Failure**
Miškovic Bojana, Belgrade / SERBIA
- 11:41 **Budd-Chiari syndrome**
Miškovic Bojana, Belgrade / SERBIA
- 11:47 **Carotid web as an uncommon cause of ischemic stroke in young patient**
Gomez Virginia, San Sebastian / SPAIN
- 11:53 **Emphysematous pancreatitis: The role of CT for early detection**
Hajdarpasic Lejla, Belgrade / SERBIA
- 11:59 **Gastric obstruction due to irreducible hernia of gastric antrum**
Budiño Torres Sara, Oviedo / SPAIN
- 12:07 **Imaging of Intimate Partner Violence - Essentials for Emergency Radiologists**
Ruder Thomas, Bern / SWITZERLAND
- 12:13 **Is it a stroke?**
García Ramos Mateo, Oviedo / SPAIN
- 12:19 **Isolated trans-hiatal colonic herniation as a rare cause of gastric obstruction**
Dobrilovic Violeta, Belgrade / SERBIA
- 12:25 **Jejunioileal Intussusception Induced By Ewing Sarcoma Of The Small Bowel With Liver, Peritoneal And Pulmonary Metastases**
Annibale Francesca, Chieti / ITALY
- 12:31 **Microscopic polyangiitis presenting with large hematomas - iatrogenic and spontaneous**
Markovic Danilo, Belgrade / SERBIA
- 12:37 **Not a simple gastritis**
Moreira Cabrera Maricela, Almeria / SPAIN
- 12:45 **Penetrating trauma management in emergency radiology** **WITHDRAWN**
Magliocchetti Simona, Roma / ITALY
- 12:51 **Perforated jejunal diverticulitis as cause of acute abdominal pain**
Sedlar Ljubica, Belgrade / SERBIA
- 12:57 **Spontaneous intramural hematoma of the ileum**
Dobric Marija, Belgrade / SERBIA

- 13:05 Subdural collections in Shaken Baby Syndrome: a medicolegal challenge for radiologists**
Da Silva Torres Marina, Oviedo / SPAIN
- 13:11 Surprise! It is not aortic dissection**
Moreira Cabrera Maricela, Almeria / SPAIN
- 13:17 Traumatic Aortic Transection: Case Report**
Guadalupe González Luis Miguel, Oviedo / SPAIN
- 13:23 Urgent endovascular management of multiple bleeding sites in pancreaticoduodenal arterial arch: What is behind?**
Mitrovic Milica, Belgrade / SERBIA

Session 2, Lecture Room

Moderator: R. Basilico

- 16:45 Contributions of Dual Energy CT in the diagnosis of gangrenous cholecystitis**
Rodríguez Castro José, Oviedo / SPAIN
- 16:51 Evaluation Of Cerebral Venous Sinus Thrombosis By Ct Examination At The Emergency Clinical Center Of Serbia**
Antonic Tatjana, Belgrade / SERBIA
- 16:59 Impact of electric scooter trauma in the department of emergency radiology of an Italian metropolitan city: epidemiology characteristics and pattern of injuries**
Leone Edoardo, Rome / ITALY
- 17:07 Intestinal Nonrotation: A Rare Cause of Intestinal Obstruction in Adults Complicated by Peritonitis due to a Ventriculoperitoneal Shunt Infection**
Trajkovic Katarina, Belgrade / SERBIA
- 17:13 Middle lobe ischemia secondary to surgical amputation of the middle lobar artery**
Villalba Cortés Alejandro, Barcelona / SPAIN
- 17:19 New quantitative ultrasound technology for the automatic assessment of healthy and pathological lung status: useful in emergency settings**
Lombardi Fiorella Anna, Lecce / ITALY
- 17:27 Organo-axial gastric volvulus resulted in cardiac compression, gastric and renal ischemia**
Pavlovic Aleksandar, Belgrade / SERBIA
- 17:33 Post traumatic splenic pseudoaneurysms: an example of wrong management**
Taraschi Alessio Lino, Chieti / ITALY
- 17:39 Role of multi-phase CT angiography in non-traumatic sub-arachnoid hemorrhage**
Pruneddu Roberta, Sassari / ITALY
- 17:45 Sump Syndrome: A Rare Long-Term Complication of Choledochoduodenostomy**
Amarfil María Eugenia, Barcelona / SPAIN
- 17:51 The role and efficiency of endovascular treatment in acute ischemic stroke**
Türkoglu Saim, Van / TURKEY
- 17:59 Tolosa-Hunt Syndrome (THS): From misdiagnosis to successful recognition through radiologic imaging**
Rozenfeld Kim, Valencia / SPAIN
- 18:05 Traumatic diaphragmatic injuries (TDI)**
Mastandrea Marco, Chieti / ITALY



ESER

European Society of
Emergency Radiology

23 September

Session 3, Workshop Room

Moderator: E. Dick

- 15:00 Abdominopelvic oncologic emergencies: imaging manifestations**
Arico Francesco Marcello, Messina / ITALY
- 15:08 Double gallbladder complicated with cholelithiasis and acute cholecystitis**
Milosevic Stefan, Belgrade / SERBIA
- 15:14 Imaging presentation and urgent therapeutic management of pancreatitis vascular complications: A single center experience**
Mitrovic Milica, Belgrade / SERBIA
- 15:22 Massive retroperitoneal liposarcoma extending into inguinal canal and scrotum**
Djordjevic Marjana, Belgrade / SERBIA
- 15:28 Mechanical Thrombectomy Following Mid-Basilar Artery Thromboembolic Occlusion**
Mircic Uroš, Belgrade / SERBIA
- 15:34 Midgut volvulus: a rare case of acute abdominal pain in adults**
Da Silva Torres Marina, Oviedo / SPAIN
- 15:40 Obstetric Emergencies: The Pivotal Role Of Interventional Radiology**
Carriero Serena, Milan / ITALY
- 15:48 One-year experience with vascular disorders of the small intestine in patients of the Emergency Room of University Clinical Center of Serbia**
Spasojevic Natalija, Belgrade / SERBIA
- 15:56 Pancreatic Duct Injury In A Child With Blunt Abdominal Trauma: A Case Report**
Carone Luisa, Pavia / ITALY
- 16:02 Perforated Meckel diverticulum: why is radiology important for rapid diagnosis?**
Maricic Bojana, Belgrade / SERBIA
- 16:08 Portal venous gas: a case on emphysematous infection associated with acute pancreatitis with pylephlebitis and hepatic necrosis**
Villalba Cortés Alejandro, Barcelona / SPAIN
- 16:14 Right Ventricular Perforation Due To Migration Of a Ventricular Lead**
Amarfil María Eugenia, Barcelona / SPAIN
- 16:20 Spontaneous Rupture of a Previously Undiagnosed Hepatocellular Carcinoma**
Plojovic Tarik, Belgrade / SERBIA
- 16:26 The Role Of CT In Esophageal Perforation With Consequential Mediastinitis Following Bone Swallow-Report Of Two Cases With Different Clinical Outcomes**
Jankovic Aleksandra, Belgrade / SERBIA

CME Accreditation

The ESER Annual Scientific Meeting 2022, Rome, Italy, 22/09/2022-23/09/2022 has been accredited by the European Accreditation Council for Continuing Medical Education (EACCME®) with 11 European CME credits (ECMEC®s).

Each medical specialist should claim only those hours of credit that he/she actually spent in the educational activity.

Through an agreement between the Union Européenne des Médecins Spécialistes and the American Medical Association, physicians may convert EACCME® credits to an equivalent number of AMA PRA Category 1 Credits™. Information on the process to convert EACCME® credit to AMA credit can be found at www.ama-assn.org/education/earn-credit-participationinternational-activities.

Live educational activities, occurring outside of Canada, recognised by the UEMS-EACCME® for ECMEC®s are deemed to be Accredited Group Learning Activities (Section 1) as defined by the Maintenance of Certification Program of the Royal College of Physicians and Surgeons of Canada.

Please find below the breakdown of ECMEC®s per day:

22.09.2022 - 5.00

23.09.2022 - 6.00

Disclosure Statement

Potential Conflict of Interest Disclosures

It is the policy of the ESER - European Society of Emergency Radiology to ensure balance, independence, objectivity, and scientific rigour in the congress programme. Knowledge of possible relationships with sponsors of any kind is mandatory in order to reinforce the educational and scientific message and to relieve any suspicion of bias.

Any potential conflict of interest involving the organising committee should be made known so that the audience may form their own judgements about the presentation with a full disclosure of the facts.

It is for the audience to determine whether the presenter's external interest may reflect a possible bias in either the work carried out or the conclusions presented.

The ESER 2022 congress president, Dr. Raffaella Basilico, did not disclose any relationships.



ESER

European Society of
Emergency Radiology

General Information

Congress Venue

Università Pontificia Urbaniana
Via Urbano VIII, 16
00120 Vatican City
Rome, Italy

Organizing Secretariat

Non Solo Meeting
Via Cesare Battisti, 31
65122 Pescara, Italy
info@nsmcongressi.it
www.nsmcongressi.it

Onsite Congress Office

In case of any questions, kindly consult
the NON SOLO MEETING registration desk,
staff persons will be happy to assist you.

Conference Language

The meeting will be held in English.
No simultaneous translation will be offered.

Badge

You are kindly asked to keep your badge visible
on the congress grounds at all time.

App

For interactive participation in ESER Annual Scientific Meeting 2022, we kindly ask to use the dedicated DEEP App

It will be the passe partout for check-ins and various interactions so be sure to download it and create your account.

1. Search, download and install the app DEEP



or framing the QrCode



NB: Make sure to enable push notifications to stay informed!

2. CREATE PERSONAL ACCOUNT

- Open the DEEP App.
- Click on create account
- Enter all data and click on REGISTER
Upon completion you will receive a confirmation email with login information

3. LOGIN

Enter your credentials and event PIN: **ESER**

4. FUNCTIONALITY

Once logged in you have access to the APP with full functionality, while registration will be available from september 20.

After registration, enter "Sign Up" to get the QR Code to present at accreditation.

< Torna indietro

Registrati ITA/ENG

Nome*

Cognome*

Email*

Password*

Conferma Password*

Acconsento al trattamento dei dati personali*
(informativa privacy) (Condizioni di utilizzo)

Condivido i miei dati con gli altri partecipanti

Registrati

DEEP
Digital Event Evolutive Platform



ESER

European Society of
Emergency Radiology

Media Center

The media center is located in the back of the Auditorium.

Trained staff will be available to assist you with the equipment.

The media center should only be used for a test run of your presentation(s).

Certificate of Attendance

The Certificate of Attendance/CME Accreditation will be handed out at the registration desk on the last congress day.

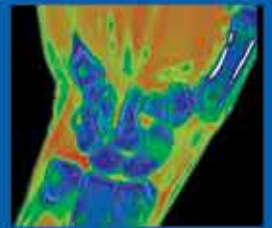
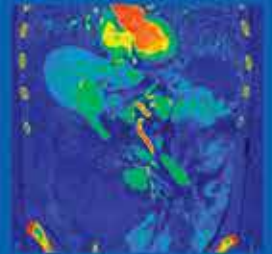
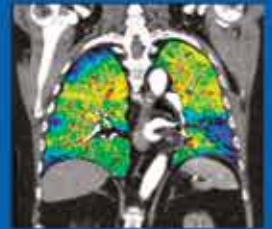
Registration fee for delegates includes:

- admittance to all scientific sessions
- admittance to the industry exhibition
- congress programme and abstracts
- certificate of attendance
- coffee breaks and light lunches



LIVE EXPERT SYMPOSIUM

Spectral Imaging Benefits In The Emergency Ward



Dual-energy CT with Gemstone™ Spectral Imaging is a growing imaging technique that is proving to provide benefits in the detection and characterization of pathology across a wide variety of clinical areas. Latest technology advancements are opening new possibilities in Emergency Imaging.



Rome, Friday 23 September, 2022

1:00 PM - 1:30 PM (CEST)

LECTURER



Dr. Nieboer Koenraad

Emergency Radiologist and Senior Staff Member in the Department of Radiology of the Universitair Ziekenhuis Brussel

Medical Degree at the Vrije Universiteit Brussel in 2002 and followed residency in the Middelheim Ziekenhuis in Antwerp and the Universitair Ziekenhuis Brussel.



ESER

European Society of
Emergency Radiology

Guidelines for speakers

- You are kindly requested to submit your presentation one hour before your session starts at the latest (USB sticks are recommended).
- All presentations have to be uploaded to the conference IT-system. No personal computer will be accepted for projection.
- Please be at the lecture room at the latest five minutes prior to the start of your session and identify yourself to the moderator(s).
- Kindly observe your presentation time. Exceeding the time limit will not be accepted and the moderator(s) are requested to stop presentations in such cases.

Onsite Payment

Onsite payment can only be made by credit card (Visa or Mastercard) or in cash (Euro). No other payment facilities like cheques, etc. will be accepted.

Name Changes

Name changes will be treated like the cancellation of the registration and a new registration of the other participant.

Recording

Photo, video or audio-recording of any sessions or presentations is not allowed without the speaker's/organiser's prior written permission.

Filming and Photography

We would like to inform you that there may be filming and photography during the Annual Meeting. Photographs taken during ESER 2022 may be used for the society's social media channels and/or the website.

Follow us on Twitter

Share your experience with us using the hashtag #eser2022.
You can follow us via @ESERadiology

Mobile Phones

Please do not forget to switch off your mobile phones before entering any of the lecture rooms.

Safety

The safety of all congress delegates and participants is of utmost importance to ESER and NON SOLO MEETING. Security measures and precautions at the ESER venue have been tightened to ensure maximum security for all attendees. Badges must be worn visibly on the congress grounds at all times.

Disclaimer/Liability


ESER and NON SOLO MEETING cannot accept any liability for the acts of the suppliers to this meeting or the attendees' safety while travelling to or from the congress. All participants and accompanying persons are strongly advised to carry adequate travel and health insurance, as ESER and NON SOLO MEETING cannot accept liability for accidents or injuries that may occur. ESER and NON SOLO MEETING are not liable for personal injury and loss or damage of private property.

Note

The ordinance effective from 1st May 2022 includes the recommendation to use respiratory protective equipment in all enclosed places that are public or open to the public.
Non Solo Meeting to ensure the safety of the Congress strongly recommends the use of the FFP2 mask during the event.

Experience with AI tool for ICH detection

Industry symposium at ESER
on September 22nd at 1:00 PM



Dr. Laura Oleaga,
Hospital Clinic Barcelona

We look forward to welcoming you in Rome at ESER 2022 to our industry symposium focused on how the use of artificial intelligence can help emergency radiologists prioritize most urgent cases. Dr. Oleaga will present her experience with *syngo*.CT Brain Hemorrhage – AI tool that automatically detects intracranial bleedings – particularly how the application aids at increasing radiologists diagnostic confidence and speed up patients diagnostic pathway.

Join us at our Industry symposium!

[siemens-healthineers.com/acute-care](https://www.siemens-healthineers.com/acute-care)



ESER

European Society of
Emergency Radiology

The ESER Annual Scientific Meeting 2022 is kindly sponsored by

GE Healthcare



SIEMENS
Healthineers



Industry Slots/Symposium

Thursday, September 22, 13:00-13:30

Experience with AI tool for ICH detection
Dr. L. Oleaga, Hospital Clinic Barcelona (Spain)



Friday, September 23, 13:00-13:30

Spectral imaging benefits in the emergency ward
Dr. K. Nieboer, Ziekenhuis University Brussels (Belgium)

GE Healthcare





NONSOLOMEETING
EVENTI & COMUNICAZIONE

Organizing Secretariat

Via C.Battisti, 31 - 65122 Pescara
Tel. 085 295166 - Fax 085 295162
www.nsmcongressi.it
info@nsmcongressi.it

www.nsmcongressi.it/evento/eser2022



ESER
European Society of
Emergency Radiology
Am Gestade 1
1010 Vienna | Austria
phone +43 1 5334064-927
office@eser-society.org

www.eser-society.org